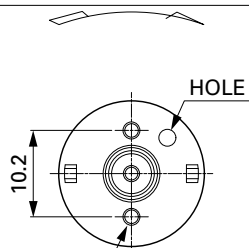


MODEL	VOLTAGE		NO LOAD		AT MAXIMUM EFFICIENCY				STALL			
	OPERATING RANGE	NOMINAL	SPEED	CURRENT	SPEED	CURRENT	TORQUE		OUTPUT	TORQUE		CURRENT
			r/min	A	r/min	A	mN·m	g·cm	W	mN·m	g·cm	A
RF-020TH-10210	2 ~ 5	4.5V CONSTANT	12600	0.058	9590	0.18	0.38	3.9	0.39	1.61	16	0.59

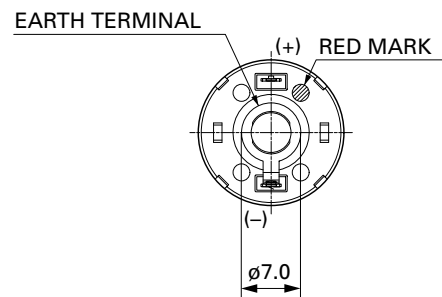
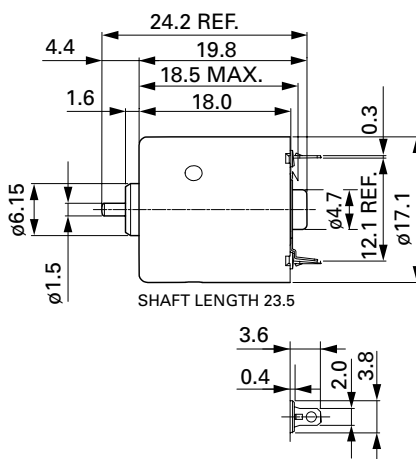
UNIT: MILLIMETERS

DIRECTION OF ROTATION



ISO M2.0×0.4 TAPPED HOLE
2 PLACES

取付けネジはモータケース面より1.2以下
Usable machine screw length 1.2 max. from motor mounting surface.



WEIGHT: 16g (APPROX)

RF-020TH-10210

4.5V

